



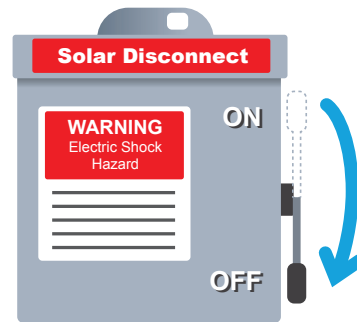
# Backup Power Transfer Meter

Safely connect a portable generator to your SmartMeter

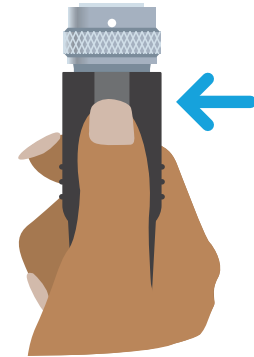
**1** First, **TURN OFF** the Main breaker in your house fuse box



**2** If you have solar panels, be sure to turn those off

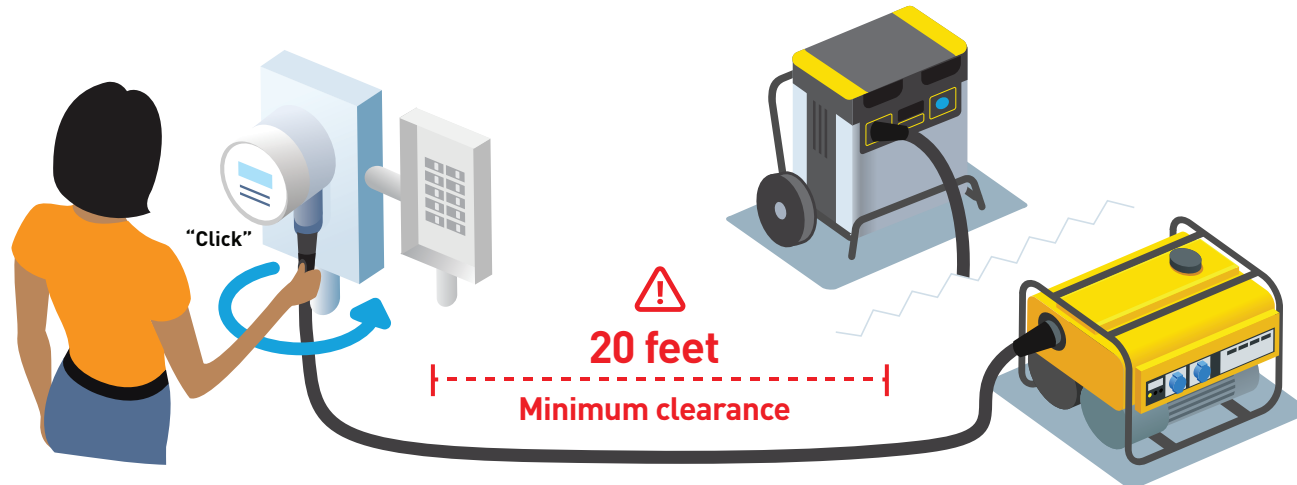


**3** Find SmartMeter connector and align thumb with guide



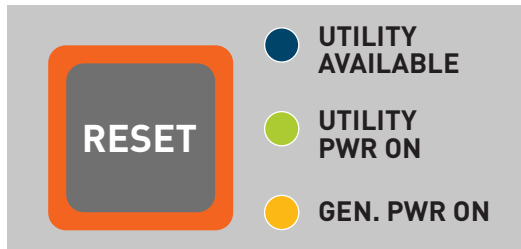
**4** Plug the cord into the bottom of the SmartMeter, twist and click

**5** Plug cord into gas or battery generator—20' minimum distance

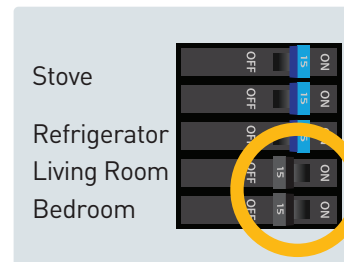


Continue ►

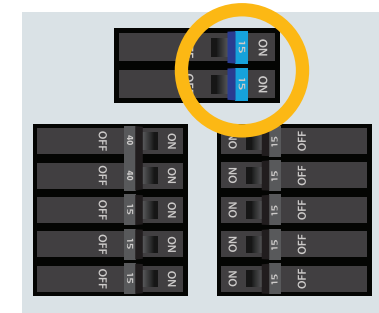
- 6** Start-up generator and wait for the amber LED: GEN. PWR ON to light up



- 7** Next, **TURN OFF** all non-essential breaker switches in your house fuse box




- 8** **TURN ON** the main breaker



## How to safely disconnect your portable generator when power is restored

- 1** Once the utility power is restored, **SHUT DOWN** the generator



- 2** **Unplug cord** from the generator and/or the SmartMeter



- 3** **TURN ON** all the breaker switches

